

Brunel
Microscopes Ltd
www.brunelmicroscopes.co.uk

2011

Prices include VAT @ 20%

mail@brunelmicroscopes.co.uk



New secure on line shop at: www.brunelmicroscopessecure.co.uk

**Unit 2 Vincients Road
Bumpers Farm Industrial Estate
Chippenham
SN14 6NQ**

**Tel: 01249 462655
Fax: 01249 445156**

www.microscopy-uk.org.uk
www.microscopysafety.co.uk
www.usedmicroscopes.co.uk
www.microscopyimagingco.uk
www.brunelmicroscopes.co.uk
www.microscopytraining.co.uk
www.educationalmicroscopes.co.uk

Microscopy Kits

Brunel Microscopes offers a number of kits designed to provide the materials for the more common applications that relate to the use of microscopes and the preparation of materials for microscopy examination. As far as possible the contents are listed and the application described, however from time to time we may alter some items to improve them.

Introduction to Microscopy Kit: contains a basic video explaining the setting up, getting the best image and care of the compound microscope. Four booklets "Exploring Gardens with a Microscope", "An ABC of Microscope Life", "Exploring the Seashore with a Microscope", and "Exploring Freshwater with a Microscope" written by naturalist Marjorie Hingley. These booklets were commissioned specifically for Brunel Microscopes and are full of tips for the beginner.

MK1 £16.00

Learning Biology Kit: contains two booklets "Exploring Gardens with a Microscope" & "An ABC of Microscope Life" by naturalist Marjorie Hingley and 18 prepared slides covering insects, plant and animal tissues that are ideal as an introduction.

MK2 £20.00

Adventures with a Stereomicroscope: suitable for use with a low power microscope and contains: four petri dishes, five widemouth bottles, insect collecting pooter and a complete dissecting kit.

MK3 £23.00

Adventures with a Compound Microscope: contains the book "Adventures with a Microscope" by R Headstrom (see booklist) and a complete starters kit with slides, coverslips, cavity well slides and a slide storage box, 15mls of aqueous mountant, a box of six prepared slides and two booklets by naturalist Marjorie Hingley "Exploring Freshwater with a Microscope" and "Exploring the Seashore with a Microscope". This kit has all the start up basics for the first time buyer to enable the use of the microscope as soon as it arrives.

MK4 £28.00

Garden Kit: contains a pocket microscope (x30 magnification), hand lens with x10 and x20 magnification, four petri dishes, insect collecting pooter, and specimen tubes, and the booklet "Exploring Gardens with a Microscope".

MK5 £38.00

In the Field Kit: for the haversack on the country walk: contains light weight binoculars (10 x 25), the Waltex stereoadapter which converts the binoculars to a field stereomicroscope, four petri dishes, specimen tubes and insect collecting pooter -

MK6 £50.00

The Starter Scientists Kit: the beginners kit for scientists of all ages: contains "First Steps into a Secret World" (see book list), slides, coverslips, cavity well slides, slide labels, mountant, pipettes, watch glasses and methylene blue stain.

MK7 £23.00

The Cell Structure Kit: contains 25 slide preparations of botanical and zoological tissues with an instructional CD-ROM explaining the various structures that each slide shows, together with the book "A Colour Atlas of Histology" (see booklist). Ideal for A level and pre medical students or those who need to know more about themselves.

MK8 £62.00

Microscope Slide Set: contains one box of 3 x 1 inch slides (50), two boxes of coverslips (22 x 22 and 22 x 40, 100 of each), cavity well slides (10), and a deluxe slide box with slide index list (holds 100 slides).

MK9 £25.00

Fixative Kit: contains a selection of the more popular fixatives for preserving materials for slide preparation: 250mls of F.A.A., Bouins and 5% formalin.

MK10 £19.00

Mountants Kit: contains a selection of the more popular mounting media, Numount (Canada Balsam substitute), Aqueous mountant and Alcoholic mountant.

MK11 £15.00

Slide Ringing Kit: contains a ringing table and a selection of ringing cements for wet and dry preparations, 30mls of toluene and four size 00 brushes.

MK12 £34.00

Wax Embedding Starters Kit: contains all that is needed for wax embedding prior to sectioning, complete with step by step instructions, 500mls of toluene, 500mls of iso propyl alcohol, specimen processing jars and paraffin wax.

MK14 £24.00

Microscopy Kits

- Staining Equipment Kit:** contains the equipment needed for staining sections: includes watch glasses, coplin jar, staining blocks, pipettes, test tubes, wash bottle and six empty stain bottles, together with instructions listing some
- MK15 £30.00**
- Introduction to Staining Kit:** contains a selection of general purpose stains, with full instructions for the beginner.
- MK16 £15.00**
- Complete Stain Making Kit:** a combination of the "Staining Equipment Kit" and "Introduction to Staining Kit" at a price advantage.
- MK17 £36.00**
- Making Mounts in Glycerin Jelly:** ideal for the beginner, contains all the reagents, slides and coverslips needed to make successful slide preparations with glycerin jelly. Full step by step instructions included.
- MK18 £20.00**
- Making Mounts in Numount:** numount is a synthetic alternative to canada balsam, and this kit contains all the reagents, slides, coverslips and full instructions.
- MK19 £26.00**
- Making Mounts in Aqueous Mountant:** contains all that is required to make successful slide preparations with Apathy's aqueous mountant, includes slides, coverslips, reagents and step by step instructions.
- MK20 £25.00**
- Making Mounts of Insect and Spider Parts:** contains all the reagents and items needed to make successful permanent preparations of insect parts, including slides, coverslips and full step by step instructions.
- MK21 £36.00**
- Gram Stain Kit for Bacteria:** contains all stains, reagents and full instructions needed to stain and identify bacteria by the *Gram* method. Two example slides.
- MK22 £22.00**
- Haematoxylin and Eosin Staining Kit:** contains all the stains and reagents needed to stain zoological tissues for general structure. Full instructions and two example slides.
- MK23 £22.00**
- Blood Smear Staining Kit:** contains all the reagents and stains needed to fix and stain blood smears. Full instructions and two example slides included.
- MK24 £25.00**
- Botanical Staining Kit:** contains all the stains and reagents needed to stain hand cut botanical sections. Includes watchglasses, slides, coverslips, full instructions and examples.
- MK25 £32.00**
- Making your own Botanical slides kit:** everything required to cut and stain botanical material including *fixative*, *bench microtome*, *the book "Practical Microscopy"* and *the "Botanical Staining Kit"* listed above.
- MK26 £60.00**
- Bird Parasite Identification Kit:** contains all the reagents and equipment needed to identify coccidiosis, hair and round worm eggs (by the flotation method) and canker from crop swabs. Full illustrated instructions.
- MK27 £22.00**
- Fish Parasite Identification Kit:** complete kit for the identification of fish parasite disease such as costia and trichodina. Contains all slides, reagents, stains and instructions.
- MK28 £24.00**
- Dog Fertility Assessment Kit:** complete kit for the assessment of optimum fertility in the bitch prior to mating from vaginal smears. The kit contains all fixatives, slides, stains and instructions on how to make an informed assessment. No previous experience is necessary. This kit is normally sold as part of a microscope kit, but can be supplied separately.
- MK29 £44.00**
- Exploring Outdoors Kit:** Comes with the **Fieldscope**, which has x25 magnification as a microscope with a measuring eyepiece. The fieldscope separates into hand lens x5 and a telescope, forceps blunt, 5cc plastic tubes with caps, labels. Ideal for taking into the garden on hikes or on the beach.
- MK30 £50.00**

Brunel Prepared Slides

The Brunel series of prepared slides have been selected from material designed to provide slides ideally suited to support educational courses and are available in a range of budgets. These slide sets are exclusive to Brunel Microscopes and are suitable for the novice and experienced microscopist alike. Each set is presented in a durable plastic slide box.

Earthworm Structure: six slides covering the main anatomical features of the Earthworm. Includes body wall, dorsal vessel, intestinal cavity, nerve chorda, setae, typhlosole: **BS2 £6.50**

The Common House Fly: six slides showing the main structure and life cycle forms of the fly. Includes wholemount, egg, larva and mouth parts. **BS4 £6.50**

BS6 Diatoms Strewn: A set of six diatom slides prepared specifically for Brunel Microscopes. Frustulia Rhomboides, Pleurosigma Angulatum, Nitzshia Sigma, Surirella Gemma, Stauroneis Phoenicenteron, Amphipleura Pellucida. **BS6 £20.00**

Freshwater Algae: six slides of algae including chladophorales, spirogyra, spirogyra conjugation, diatoms, coccolithus, and chlamydomonas. **BS7 £6.50**

Fungi Sections: 6 slides of different fungi including lichen, toadstool, blue mould, yeast, aspergillus, rhizopus. **BS8 £6.50**

Blood Smears: six slides of stained blood from different animals, including rabbit, frog, fish, pigeon, and tortoise. **BS9 £6.50**

Frog Structure: 6 slides showing skin, lung, kidney, liver, bloodsmear and testis. **BS10 £6.50**

Butterfly Parts: 6 slides showing the full range of butterfly parts, including wing scales, mouth parts, leg, antenna etc. **BS11 £6.50**

Cockroach Parts: six slides showing the main body parts of the cockroach, including wing, legs, mouthparts etc. **BS12 £6.50**

Beetle Parts: six slides including leg, antenna, elytra and mouth parts. **BS14 £6.50**

Spider Parts: six slides of various spider parts. **BS15 £6.50**

Flower Structure: six stained slides showing bud and flower morphology. **BS16 £6.50**

Stem Structure: six stained slides of plant stem morphology. **BS17 £6.50**

Leaf Structure: six stained slides showing leaf morphology. **BS18 £6.50**

Root Structure: six stained slides showing root morphology including onion root tip showing mitosis. **BS19 £6.50**

General Botanical Structure: twelve stained slides showing general plant structures including, bud, leaf, stem and root. **BS20 £9.00**

Brunel Prepared Slides

Blood Smear Atlas Set: a set of 20 blood smears from different species. Excellent for blood structure comparisons across species. Includes duck, goose, chicken, toad, frog, eel, fish, dog, cat, human, rabbit, turtle, snake, pigeon, mouse, loach and others.

BS22 £17.00

Honeybee Worker Parts: six slides including 1st and 3rd leg, wing, mouth parts, antenna and cornea.

BS23 £6.50

Locust Mouth Parts: an excellent set of six slides showing the full mouth structure, includes labrum, labium, mandible, maxilla, maxillary palpus and tongue.

BS24 £6.50

Insect Wings: a set of six whole mount preparations of wings from various insects. Includes housefly, butterfly, honeybee, mosquito, locust and dragonfly.

BS25 £6.50

Paper Fibres: a set of six slides showing natural fibres that can be used in the production of paper and paper derivatives, includes hemp, wool, cotton, silk, bamboo and straw.

BS26 £6.50

Animal Hairs: six preparations "hair" from a variety of animals, includes cow, sheep wool, dog hair, bird feather, rat hair and rabbit hair.

BS27 £6.50

Rat Histology: six slides stained with haematoxylin and eosin, includes kidney, liver, lung, skin, intestine and oesophagus.

BS28 £6.50

Various Pollen: a set of six slides showing various examples of pollen including pine, pumpkin & lily.

BS29 £6.50

Crustacea: four slides of daphnia, brine shrimp, freshwater shrimp, fresh water crab

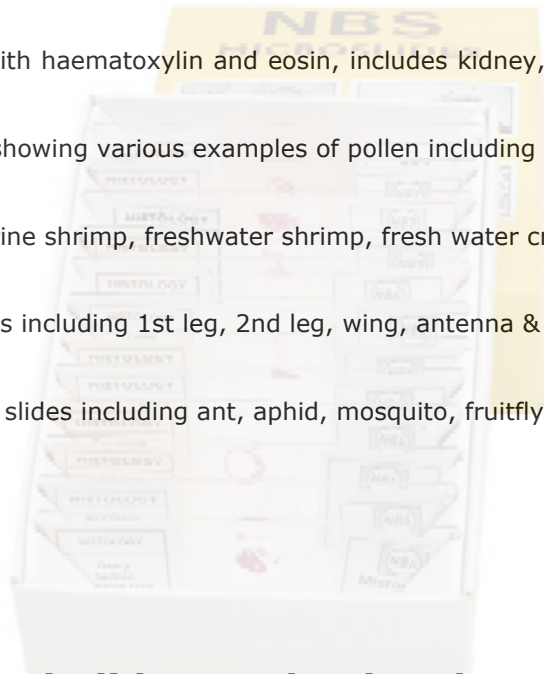
BS30 £5.00

Wasp Parts: six slides of wasp parts including 1st leg, 2nd leg, wing, antenna & eye.

BS32 £6.50

Whole Insect Mounts: a set of six slides including ant, aphid, mosquito, fruitfly larva, mantis and silkworm.

BS31 £6.50



Brunel Prepared Slides - School and Students Sets

We have compiled five sets from our own slides that are particularly suited to school courses/student and offer a price advantage.

Insect Structure: 28 slides consisting of Common House Fly, Butterfly Parts, Cockroach Parts and Insect Legs and Wings.

BSS1 £30.00

Botanical Structure: 24 slides consisting of Flower bud, Stem, Leaf and Root Structure.

BSS2 £18.00

Zoology Selection: 24 slides consisting of Earthworm Structure, Blood Smears, Rat Histology and Frog Structure.

BSS4 £22.00

General Selection: 30 slides consisting of Botany slides, Rat Histology, Blood smears and Bacteria slides.

BSS5 £25.00

Brunel Deluxe Prepared Slides

These are sets of slides that have been carefully finished to ensure a particularly clean presentation. The techniques used in many of these slides involve specialised stains and these slide sets offer a wide range of material from each group.

Botany: 29 slides of plant material including leaf, root, stem, bud sections, together with preparations of seeds, fungi, moss, lichens, fern and pollen. Virtually all plant structure is demonstrated by this excellent set of plant slides.

BD1 £28.00

Zoology: 24 preparations of animal tissues predominantly stained with haematoxylin and eosin. Most of the major animal organs are represented including liver, lung, skin, ovary, stomach, small intestine etc. An excellent grounding in animal structure.

BD2 £27.00

Freshwater Life: 13 slides of freshwater life forms including the common hydra, paramecium and spirogyra, together with the less common forms such as leech, flat worm and the schistosome parasite.

BD3 £14.00

Insect Structure: 9 slides of insect structure including the popular honey bee leg, house fly and mouth parts which include mosquito, locust, butterfly and as a bonus the Cotton Red Spider. A good set of uncommon structures.

BD4 £10.00

Special Stains: 12 slides stained by special techniques to show structures not normally seen with conventional staining, these include nerve axons, the flat worm digestive tract, motor nerve endings and muscle striations.

BD5 £24.00

Microbiology: 6 slides including fungi, yeasts, bacteria and chlamydomonas.

BD6 £7.50

Embryology: 6 slides of frog tadpole development stages.

BD7 £6.00

Compendium Set: The full set of 100 slides including all the sets of botany, zoology, microbiology, insects, embryology, freshwater material and special stains. The slides are contained in a presentation plastic box and are fully labelled together with a contents list. This set is highly recommended for its wide range of materials and the quality of their presentation.

BD8 £96.00

Biologic Prepared Slides

Our prepared slides partners "Biologic" have prepared sets of slides that are extremely well presented with large areas of the described material. Each slide is stained to show the key features by the appropriate staining method. These sets are highly recommended for the serious microscopist and have been professionally prepared which is reflected in the price structure.

Histology 25: a set of 25 slides stained with haematoxylin and eosin. The set contains "Histology 10" plus organs such as kidney, lung, eye retina, bone and muscle.

£37.00

Bio5

Histology 50: a set of 50 slides including the slides of "Histology 25" plus slides of epithelial cells, connective tissue, muscle, blood and bone marrow, brain, nervous tissues and all primary organs. A definitive histology set - recommended. The set includes an excellent audio and visual CD Rom that explains the structures shown.

Bio6 £80.00

Botany 10: a set of 10 slides, appropriately stained: including bacteria, rhizopus, spirogyra conjugation, dicot and monocot stem and mitosis stages (root tip), leaf, pine and flower bud sections. A good primer in botanical structures.

Bio8 £16.00

Botany 25: a set of 25 slides which includes "Botany 10" plus 15 other slides to show fungi, moss, flower, root and stem structures. The definitive botany set.

Bio9 £38.00

Zoology 10: a set of 10 slide that have been appropriately stained to show amoeba, plasmodium, hydra, planaris, tapeworm, earthworm, mosquito and frog blood.

Bio10 £17.00

Zoology 25: a set of 25 slides including "Zoology 10" together with slides such as paramecium, volvox, obelia, ascaris, tick, flea, feathers, fish gill, tapeworm, mussel and insect trachea. The definitive Zoology set of slides.

Bio11 £38.00

Histology 10: a set of 10 histology slides stained with haematoxylin and eosin, including adipose tissue, skeletal muscle, artery, vein, nerve, ileum and blood.

Bio12 £15.00

School and Biology Set: a set of 25 slides including rhizopus, spirogyra, fern leaf, female pine cone, male pine cone, mitosis (root tip), all types of epithelium, all types of muscle, spinal chord, eye, cochlea, retina, pig skin, lung, ovary, testis, tapeworm, earthworm, human blood smear and frog blood smear.

The School and Biology set comes complete with an visual and audio CD-ROM which explains the various structures shown in the preparations - Windows 98 or above needed. An excellent biology teaching set.

Bio13 £37.00

Mammalian Disease

Haemotoxlin & Eosin stained, 12 slides from a variety of domestic animals and cattle.

Includes:

Cancer of the prostate, enlarged thyroid, Coccidiosis of liver, cancer of the gut, skin cancer, muscle parasite, cancer of the womb, lung abscess, mast cell tumour, spindle cell tumour, cancer of striated muscle and malignant melanoma. Recommended for those with an interest in pathology.

Bio14 £32.00

Microbiology

A set of six good microbiology slides that are difficult to come by as cultures are required to ensure a true population. These are professionally prepared slides and of exceptional quality which is reflected in the price.

Includes:

Moraxella catarrhalis, Escherichia coli, Bacillus subtilis, Streptococcus pyogenes, microsporium gypseum and Candida albicans.

Bio15 £42.00

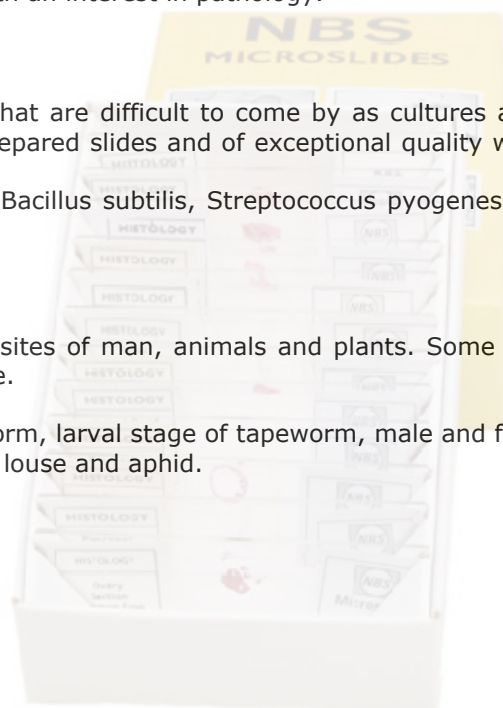
Parasites

A unique collection of slides from parasites of man, animals and plants. Some of these are quite difficult to prepare and this is reflected in the price.

Includes:

Bebesia bloodsmear, liver fluke, tapeworm, larval stage of tapeworm, male and female round worms, tick, male and female fleas, mosquito head parts, louse and aphid.

Bio15 £26.00



Brunel Thin Rock Sections

The Brunel thin rock sections are sets of ground rock of good size, that can be viewed by transmitted illumination and are suitable for high power brightfield and polarisation examination.

Geology Set SLEN

Andesite, basalt, rhyolite, diorite, dolerite, gabbro, granite, peridotite, ignimbrite, biotite gneiss, phyllite, marble, garnet schist, orthoquartzite, marine sandstone, desert sandstone, greywacke, fluvial sandstone, shelly limestone, oolitic limestone, crinoidal limestone, arkosic sandstone, ultrabasic rock.

Slides 50 x 28mm

GEO1 £103.00

Books

Guide to Microlife *Currently out of Print*

Kenneth G Rainis & Bruce J Russell (beautifully illustrated--287 pages)

This guide will give you information about microlife forms and how they effect other life forms including humans.

BB1 £22.00

First Steps into a Secret World

Manchester Microscopical Society (48 pages)

This book offers practical guidance for those who would like to see some of the millions of creatures and organisms which are not visible to the naked eye and without which life in this planet could not exist.

BB3 £3.50

Practical Microscopy

J.E. Marson (72 pages)

A first rate guide for the novice and the experienced microscopist alike. The book concentrates in chapter form on the preparation of specimens for microscopy.

BB4 £12.00

Pollen identification for Beekeepers

Rex Sawyer (98 pages)

An excellent identification guide to the main features of British pollen.

The CD-ROM which accompanies this book as an illustrated key

BB6a £12.00

BB6b £25.00

A Colour Atlas of Histology

Gartner & Hiatt (444 pages)

A magnificent book containing a very large number of superb colour photomicrographs and line drawings of human tissues. To A level standard. Highly recommended.

BB7 £27.95

Introduction to Light Microscopy

Bradbury & Bracegirdle (123 pages)

An extensive review of the principles and application of all types of optical microscopes. The book encompasses both basic and advanced microscopy theory.

BB8 £35.00

Insects on Nettles

Davies (68 pages)

A superb book for the insect enthusiast, specialising in the nettle habitat an ideal identification book for the stereomicroscopist. Recommended for its illustrations.

BB9 £9.95

Koi Health

Holmes and Pitman: (160 pages hard backed)

An excellent book for the Koi keeper that deals with the microscopy of Koi parasitic disease. 160 pages with over 300 excellent colour pictures.

BB36 £16.00

Ants

Skinner & Allen (83 pages)

A comprehensive book detailing the life forms of the many species of ant including their microscopic classification. Very well illustrated.

BB11 £14.95

Adventures with a Microscope

Headstrom (88 pages)

A guide book to 59 experiments using any simple microscope. An excellent book written for "young scientists" of all ages! Very instructive and highly recommended.

BB12 £10.00

Modern Photomicrography

Bracegirdle & Bradbury (94 pages)

An introduction to the theory and practice of photomicrography.

BB13 £35.00

Contrast Techniques in Light Microscopy

Bradbury & Evennett (160 pages)

Probably the definitive work on the principles and practice of the mechanisms for obtaining specimen contrast with the light microscope.

BB14 £35.00

Books

Qualitative Polarised-Light Microscopy *Currently out of Print*

Robinson & Bradbury (128 pages)

Polarisation microscopy is becoming increasingly popular in the study of minerals and crystals. This extremely well written book covers the principles and practice of polarisation light microscopy. Excellent value.

BB15 £14.95

Exploring Gardens with the Microscope *(Hingley)*

BB16a £3.00

An ABC of Microscope Life *(Hingley)*

BB16b £3.00

Exploring the Seashore with a Microscope *(Hingley)*

BB16c £3.00

Exploring Freshwater with a Microscope *(Hingley)*

BB16d £3.00

This delightful set of booklets were written by Marjorie Hingley for Brunel Microscopes. Ms Hingley has extensive knowledge as a teacher and a microscopist. Ideal for the novice and the young scientist, some hand illustrations. All four booklets are available at a discount price.

BB16e £10.00

Role of Microscopy in Semiconductor Failure Analysis *Currently out of Print*

Richards & Footner (114 pages)

In the general area of electronics, low power stereo and metallurgical microscopy are now established tools that are essential for circuit design and repair. This well written book concentrates on the value of microscopy in semiconductor failure.

BB17 £29.95

Food Microscopy

Flint (144 pages)

Convenience food preparation has underlined the importance of food content at the microscopic level. This book concentrates, with many photographs, on the microscopic content of food.

BB18 £35.00

Microscopy of Textile Fibres

Greaves & Saville (112 pages)

A specialist well written book dealing with the microscopic examination of textile fibres of all types, a useful reference work.

BB19 £35.00

Animals of the Surface Film

Guthrie (85 pages)

The definitive book, listing and illustrating the myriad of life forms that inhabit the surface film of freshwater habitats. An excellent book with many photographs and drawings.

BB20 £14.95

Microscopic Life in Sphagnum

Hingley (64 pages)

A well written book dealing with sphagnum mosses and the microscopic life forms that it contains.

BB21 £14.95

Animals on Seaweed

Hayward (65 pages)

A naturalists guide to the microscopic life found on the seashore and sea plants. Excellent with many illustrations.

BB22 £14.95

Pollen, Its Collection and Preparation for the Microscope

White (40 pages)

Deals with the techniques of pollen preparation for microscopy.

BB24 £8.00

Ladybirds *(currently out of print)*

Majerus & Kearns (103 pages)

A well illustrated book describing the life cycle and microscopic identification of the many species of ladybirds. A very informative book.

BB25 £14.95

Animals under Logs & Stones

Wheater & Read

Any one interested in natural history can make original discoveries in the back garden or in the country side. User friendly keys for identification valued by anglers, farmers gardeners ,inexperienced naturalists, students at school and university.

BB26 £14.95

Fluorescence Microscopy

Herman

Combines the key aspects of theoretical and practical fluorescence microscopy and includes all the latest techniques and applications. The book describes the principles involved, the equipment required and the major applications.

BB42 £31.00

Books

Biological Microtechniques:

J B Sanderson *Reprint*

Practical easy to read guide to prepare better and more informative slides, covers collecting material for specimen preparation, fixing and embedding, microtomy, staining and dyeing, mounting and finishing slides. Essential reading for professional and amateur microscopists.

BB27 **£30.00**

Animals of Sandy Shores

Hayward (104 pages)

Again a beautifully illustrated book, all the investigator needs to make novel discoveries about plants and animals on the shoreline.

BB32 **£14.95**

Solitary Wasps: Hopkins 68 pages.

Solitary wasps fascinate naturalists because they are diverse, often colourful and lively creatures to watch. As well as covering the latest arrivals to Britain, the keys include the species apparently extinct in Britain - to help continental users of the book.

BB33 **£14.95**

Insects on Thistles: Redfern 70 pages

Thistles support a rich and varied fauna of insect herbivores. Most are restricted to a particular habitat and there are distinct guilds of insects associated with different parts of the plant.

BB34 **£14.95**

Microscopic monsters: Nick Arnold illustrated by Tony de Saulles

An amusing cartoon illustrated book full of microscopy facts aimed to get the junior scientist itching to get their hands on a microscope.

BB35 **£4.99**

The Complete Book of the Microscope

Usborne

Aimed mainly at the young scientist, this book provides excellent information in a colourful and graphic way about microscopes and the examination of simple specimens. There are many links to useful and relevant websites included.

BB37 **£9.99**

Understanding and Using the Stereomicroscope

Lewis Woolnough (88 pages)

There has been the need for a long time for a book that combines the theory and practice of stereomicroscopy. As this well constructed and written book by Lewis Woolnough shows there is more to low power microscopy than many people think. Excellent pictures and the book is cleverly divided into colour coded sections. A Quekett Microscopical Club publication. Recommended.

BB38 **£7.50**

The Ultimate Guide to Your Microscope

Shar Levine & Leslie Johnstone (142 pages)

This is the book that we wish we had written. It is simply excellent. Imported by us from the USA this book takes you through the process of making slide preparations for examination with a high power microscope in an easy to understand format. Excellent illustrations and instructions. A must for all of those who want to make their own slide preparations. Highly recommended.

BB39 **£11.00**

Colour Atlas of Rocks and Minerals

MacKenzie & Adams

Written to accompany degree courses in mineralogy, this is also a fine atlas for the amateur geologist. There are over 160 excellent photomicrographs together with descriptions and source information about 75 different minerals and rocks. An excellent book.

BB40 **£22.95**

Dissecting Equipment & Apparatus

Bottles widemouth (10)	DK1	£6.00
Needles stainless handle	DK2	£2.00
Brushes (size 00)	DK3	£0.75
Petri dish (plastic)	DK4	£0.45
Pipettes graduated 10ml	DK5	£1.00
Cutting Needle	DK6	£2.50
Dissecting instrument roll canvas	DK7	£3.00
Razor sharpening kit	DK8	£15.00
Dissecting pins	DK9	£3.00
Scalpel blades (10) (size 4 or 3)	DK10	£2.50
Filter funnel (plastic 65mm)	DK11	£1.50
Scalpel handle (4 or 3)	DK12	£2.75
Filter papers (10)	DK13	£2.35
Scissors blunt	DK14	£2.50
Forceps blunt point	DK15	£2.50
Scissors fine point	DK16	£2.50
Forceps cover glass	DK17	£2.75
Sectioning razor (RH)	DK18	£7.50
Forceps curved fine point	DK19	£4.75
Seeker stainless steel handle	DK20	£1.50
Forceps fine point	DK21	£2.25
Specimen tubes (10) 5ml	DK22	£2.00
Glass staining block	DK23	£4.75
Specimen tubes (10) 10ml	DK24	£2.25
Gloves protective uni-size (10)	DK25	£2.25
Spirit lamp	DK26	£7.50
Insect collecting pooter	DK27	£6.75
Staining jar (10 slides)	DK28	£6.75
Lens cleaning tissues	DK29	£4.00
Test tubes (10) 10ml	DK30	£5.00
Washbottle (250ml)	DK31	£3.00
Watch glass	DK32	£0.75
Test tube rack (6 hole)	DK33	£7.50
Full dissection kit	DK34	£17.00
Pasteur pipettes (plastic)	DK35	£1.25
Single edge razor blade (10)	DK36	£2.500
Safety razor (5) for disposable knife holder	DK37	£6.75

Coverslips, Mountants and Slides

Alcoholic mountant (R.I 1.485) 15ml	CMS1	£7.00
Aqueous mountant (15ml)	CMS2	£3.50
Cavity well slides	CMS3	£4.25
Numount (C.B substitute R.I. 1.4)	CMS4	£4.00
Coverslips 19mm diameter	CMS5	£6.00
Glycerine jelly (15ml)	CMS6	£2.50
Coverslips 22 x 22mm (100)	CMS7	£2.75
Glycerine jelly - for pollen (15ml)	CMS8	£2.75
Coverslips 22 x 40mm (100)	CMS9	£4.50
Immersion oil (15mls)	CMS10	£2.00
Coverslips 22 x 50mm (100)	CMS11	£6.00
Paraffin wax (100g)	CMS12	£1.50
Plain microscope slides (50)	CMS13	£3.75
Parasite flotation fluid (1 litre)	CMS14	£6.00
Slide labels (1000)	CMS15	£6.00
Slide card trays (9 slides)	CMS16	£1.00
Leatherette Slide card box inc 12 trays	CMS17	£26.00

Starters pack (50 slides, 100 coverslips,, slide box with 2 sample slides), 2 cavity well slides 2 ringed slides	CMS17	£8.00
Cell slides deep ring (10) (take 19 mm coverslip)	CMS18	£5.50
Cell slides deep square (take 22 mm coverslip)	CMS19	£5.50

Slide Storage

Brunel Microscopes have a number of options for slide storage:

Deluxe wooden slide cabinet: consisting of 18 drawers that can accommodate 9 slides placed flat. The units will accommodate a total of 810 standard 3 x 1 inch microscope slides. Available In Pine, Oak, and Mahogany.

PINE	£400
OAK	£500
MAHOGANY	£500

Aluminium Slide Tray: holds 20, 3 x 1 inch slides flat. Trays may be stacked. Good value.

SS3	£4.50
------------	--------------

Diatom Mountants

Diatoms require mountants with a very high refractive index in order to resolve internal structures. Brunel Microscopes have two specialist alternatives.

Storax - refractive index 1.68	CMS21	£8.00 per 15mls
Naphrax - refractive index 1.73	CMS22	£26.00 per 15mls
	CMS23	£234 per 250mls

Because of aviation regulations Naphrax for export is sent without toluene which is added on arrival.

Naphrax export - refractive index 1.73	CMS24	export 15mls £26.00
	CMS25	export 200mls £222

Solvents, Reagents and Stains

Solvents and Reagents

Postal regulations require that solvents and related substances are sent by specialist carrier @**£6.00** and are contained in safety tins (500mls) unless stated otherwise. These substances are not suitable for delivery overseas - UK only. We have other reagents, but because they are potentially more harmful supply these to known customers only. Please enquire.

Acid alcohol 1% (250ml)	AA	£6.50
Glycerine (250ml)	GLY	£7.50
Bouins fixative (250ml)	BF	£8.00
Insect killing fluid (30mls)	IKF	£2.00
Histoclear (<i>xylene subs</i>) (250ml)	HC	£8.00
Iso propyl alcohol 500ml tin	IPA	£9.00
Formal Acetic Alcohol (FAA) (250ml)	FAA	£9.00
Lugols iodine (250mls)	LI	£9.00
Formalin 5% (250ml)	FF	£7.00
Toluene 500 ml tin	TL	£10.00
10% Acetic Acid (250ml)	ACA	£7.00
10% Sodium Hydroxide (250ml)	SH	£7.00

Slide Ringing Cements

Brunel Microscopes offers an excellent ringing table with a ball bearing race turn table and ring guides. Cements are provided in 15ml quantities.

Ringing Table		£25.00
Brunseal clear	RT1	£2.25
Brush (size 00)	RT3	£0.75
Brunseal white	RT2	£2.25
Brunseal black	RT4	£2.25
Brunseal gold	RT8	£2.25
Toluene thinning (30mls)	RT7	£1.50

Microscopy Stains

Stains are used in microscopy to visualise structures that would not otherwise be visible, or to distinguish one structure from another. For example, much of the internal structure of the many protozoa found in pond life is difficult to see in the living specimen, but with the use of appropriate stains these structures become visible. Blood smears appear visually uninteresting without the use of stains such as Leishman which differentiates certain cellular structures from others to give a very different picture. For those without previous experience, the choice and application of stains may seem daunting.

A wide range of stains are available either as prepared solutions, pre-weighed dry powder or in staining kits (see kits section). If the stain you require is not listed please contact us and we will do our best to get it for you.

Stain Solutions: 30ml £2.50/30ml

Aceto Carmine (<i>cell structure</i>)	Leishman stain (<i>blood smears</i>)	Eosin (<i>zoology</i>)
Carbol Fuchsin (<i>bacteria</i>)	Millers Elastin Stain (<i>zoology</i>)	
Ehrlichs Haematoxylin (<i>zoology</i>)	Harris Haematoxylin (<i>zoology</i>)	
Fast Green in Cellosolve (<i>botanical</i>)	Nigrosin Aqueous (<i>negative stain</i>)	
Safranin in Cellosolve (<i>botanical</i>)	Van Gieson (<i>zoology</i>)	
Lactophenol Cotton Blue (<i>fungi</i>)	Methylene Blue (<i>general</i>)	

Stain Dry Powders: 1gram £3.00 / gram

Neutral Red (<i>zoology</i>)	Fuchsin Basic (<i>insects</i>)	Aniline Blue (<i>botanical</i>)
Orange G (<i>general</i>)	Fuchsin Acidic (<i>zoology</i>)	Bismark Brown (<i>botanical</i>)
Ponceau Red (<i>botanical</i>)	Gentian Violet (<i>botanical</i>)	Congo Red (<i>botanical</i>)
Safranin (<i>general</i>)	Light Green (<i>botanical</i>)	Eosin Aqueous (<i>general</i>)
Sudan111 (<i>fats</i>)	Methylene Blue (<i>general</i>)	

Other Accessories & New Additions

Universal Mechanical Stage

This is a robust mechanical specimen driver which clamps onto the edge of any microscope stage with the minimum side length of 85mm. The unit has double vernier scales, and independent X and Y controls. Finished in chrome. A handsome accessory.

MECHS £26.00



Aluminium Attache Cases

We are able to offer aluminium attache cases with moulded interiors to fit the following models. We are intending to add further models shortly

Aluminium attache case: for the MX series stereomicroscopes

MX £30.00




Slide Storage



Plastic slide box of excellent quality holds 25 slides on edge. Index list in lid. Excellent value.
Price £1.50



Plastic slide box holds 50 slides on edge. Index list in lid. Excellent value.
Price £2.00



Plastic slide box holds 100 slides on edge. Index list in lid. Excellent value.
Price £5.00



An excellent storage system for slides laid flat. Durable robust construction elegantly designed. Holds 20 3 x 1 inch slides.
Price £6.00

